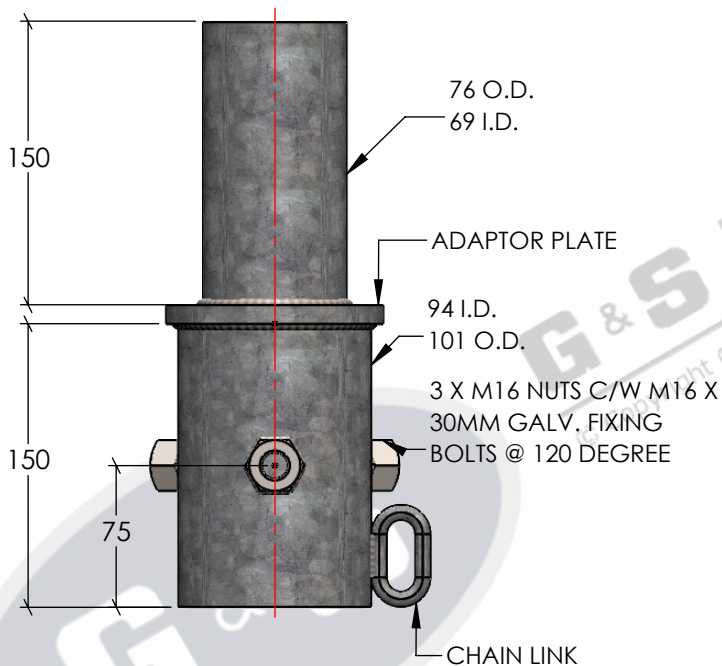


Ø76OD
CABLE ACCESS HOLE

TOP VIEW

SCALE 1:3



76 O.D.
69 I.D.

ADAPTOR PLATE


94 I.D.
101 O.D.

3 X M16 NUTS C/W M16 X
30MM GALV. FIXING
BOLTS @ 120 DEGREE

CHAIN LINK

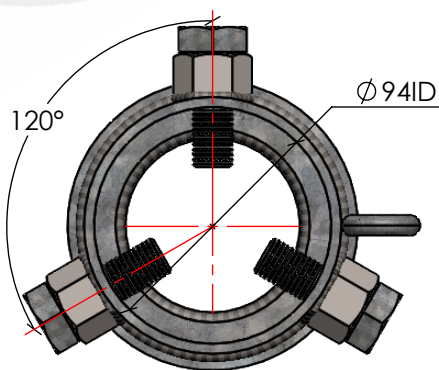
SIDE ELEVATION

SCALE 1:4



ISOMETRIC VIEW

SCALE 1:2



Ø94ID

120°

BOTTOM VIEW

SCALE 1:3

*90NB/101OD TO 65NB/76OD

STANDARDS

ALL PRODUCTS TO CONFORM TO THE FOLLOWING AUSTRALIAN STANDARDS.

- * AS 1170.2 Structural design actions - Wind actions.
- * AS 1554(set) Structural steel welding set.
- * AS 2159: Piling - Design & Installation.
- * AS 2870: Residential slab footings - Construction.
- * AS 3600: Concrete structures.
- * AS 3678: Structural steel - Hot rolled plates, floorplates and slabs.
- * AS 4680: Hot dip galvanized (Zinc) Coatings on fabricated ferrous articles.
- * AS/NZS 4671: Steel reinforcing materials.
- * AS/NZS 4600: Cold formed steel structures.



G & S Industries

97 GUTHRIE STREET,
OSBORNE PARK W.A. 6017
PH : +6108 9446 8044
EMAIL: sales@gsindustries.com.au
WEB: www.gsindustries.com.au

PROPRIETARY AND CONFIDENTIAL

THE INFORMATION CONTAINED IN THIS DRAWING IS THE SOLE PROPERTY OF G&S INDUSTRIES. ANY REPRODUCTION IN PART OR AS A WHOLE WITHOUT THE WRITTEN PERMISSION OF G&S INDUSTRIES IS PROHIBITED.

SCALE: AS SHOWN PRODUCT WEIGHT: 3.6kg.

PRODUCT FINISH: HOT DIPPED GALVANIZED

CUSTOMER APPROVAL:

CUSTOMER NAME / PROJECT:

NAME

DATE

PART NUMBER :

SA90NB/76OD

DRAWN

N. A.

14.10.2022

CHECKED

S. G.

14.10.2022

APPROVED

R. G.

14.10.2022

TITLE :

**SPIGOT ADAPTOR
90NB/101OD TO 65NB/76OD**

COPYRIGHT

THIS DOCUMENT IS PRODUCED BY G&S INDUSTRIES
MUST NOT BE COPIED, TRACED, REPRODUCED,
OR LENT WITHOUT WRITTEN CONSENT

SIZE

A4

DWG. NO.

ZLRG713A1

REV.

0

SHEET 1 OF 1