

4

3

2

1

MULTI USE MOUNTING PLATE  
(FOR CAMERA OR FLOODLIGHT)

CAMERA FLANGE  
PLATE

9 X M16 FIXINGS @120 DEGREES  
C/W M16 X 30MM GALVANIZED BOLTS

65NB / 76.10OD SPIGOT  
(SUIT ADDITIONAL EQUIP.)  
EG. SOLAR FRAME /  
ANTENNA SPIGOT ETC.

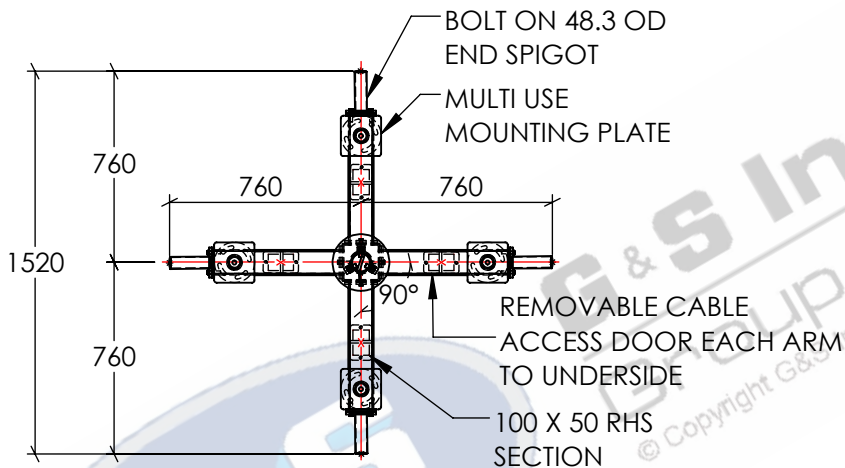
BOLT ON 48.3 OD  
STREET LIGHTING  
END SPIGOT

1 & 1/2" NPT INTERNAL /  
FEMALE THREADED  
COUPLING(SUIT DOME  
CAMERA)

80NB / 88.9OD X  
150MM LOWER SPIGOT

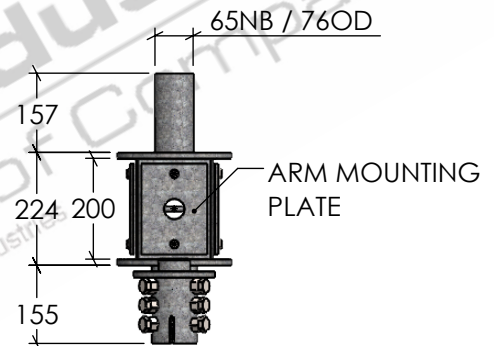
### SIDE ELEVATION

SCALE 1:15



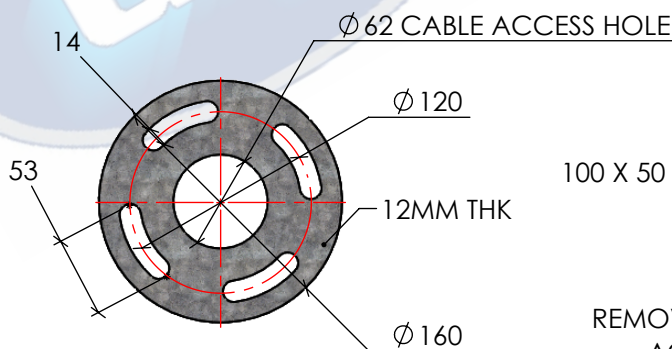
### TOP ELEVATION

SCALE 1:15



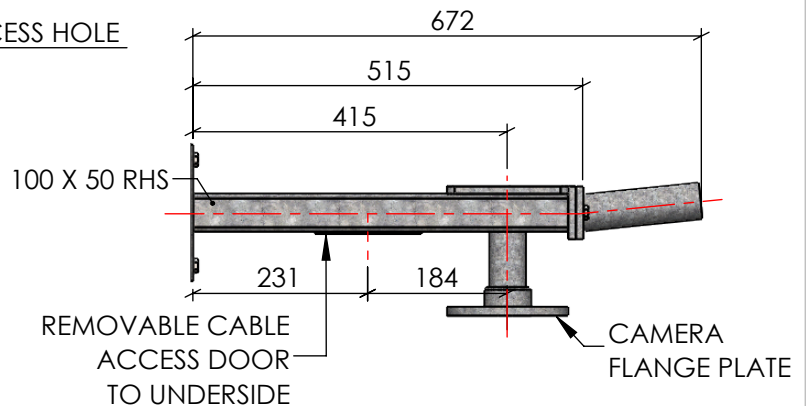
### ADAPTOR DETAIL

SCALE 1:15



### CAMERA FLANGE PLATE DETAIL

SCALE 1:10



### CAMERA ARM DETAIL

SCALE 1:10

#### STANDARDS

ALL PRODUCTS TO CONFORM TO THE FOLLOWING AUSTRALIAN STANDARDS

- \* AS 1554(set) Structural steel welding set.
- \* AS 2159: Piling - Design & Installation.
- \* AS 2870: Residential slab footings - Construction.
- \* AS 3600: Concrete structures.
- \* AS 3678: Structural steel - Hot rolled plates, floorplates and slabs.
- \* AS 4680: Hot dip galvanized (Zinc) Coatings on fabricated ferrous articles.
- \* AS/NZS 4671: Steel reinforcing materials.
- \* AS/NZS 4676: Structural design requirements for utility services poles.



**G&S Industries**  
Group of Companies

97 GUTHRIE STREET,  
OSBORNE PARK W.A. 6017  
PH : +6108 9446 8044  
EMAIL: sales@gsindustries.com.au  
WEB: www.gsindustries.com.au

#### PROPRIETARY AND CONFIDENTIAL

THE INFORMATION CONTAINED IN THIS  
DRAWING IS THE SOLE PROPERTY OF G&S  
INDUSTRIES. ANY REPRODUCTION IN PART OR  
AS A WHOLE WITHOUT THE WRITTEN  
PERMISSION OF G&S INDUSTRIES IS PROHIBITED.

SCALE: AS SHOWN

PRODUCT FINISH: H.D.G  
(HOT DIPPED GALVANIZED)

CUSTOMER APPROVAL:

CUSTOMER NAME / PROJECT:

PRODUCT WEIGHT: 68.4kg.

	NAME	DATE
DRAWN	N.C. A.	04.06.2020
CHECKED	RG	04.06.2020
REVISED	N.C. A.	30.06.2020

#### COPYRIGHT

THIS DOCUMENT IS PRODUCED BY G&S INDUSTRIES  
MUST NOT BE COPIED, TRACED, REPRODUCED,  
OR LENT WITHOUT WRITTEN CONSENT

PART NUMBER :

**CM012**

TITLE :

**MULTI PURPOSE ADAPTOR  
CAMERA / LIGHTS / COMMUNICATIONS**

SIZE DWG. NO.

**ZLRG2767A**

REV.  
**0**

SHEET 1 OF 1

4

3

2

1