

4

3

2

1

F

F

MULTI USE MOUNTING PLATE
(FOR CAMERA OR FLOODLIGHT)

CAMERA FLANGE
PLATE

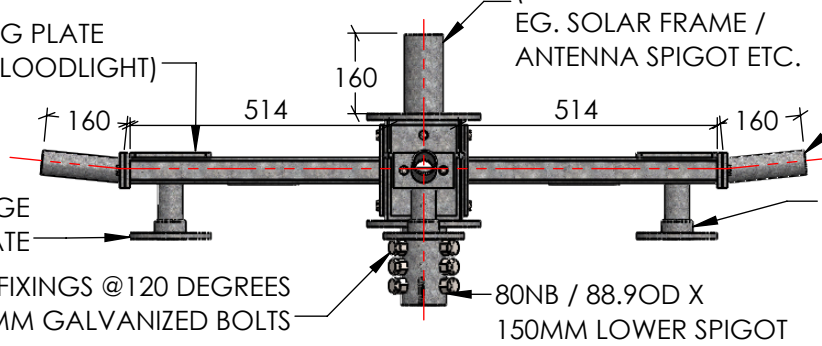
9 X M16 FIXINGS @120 DEGREES
C/W M16 X 30MM GALVANIZED BOLTS

65NB / 76.10OD SPIGOT
(SUIT ADDITIONAL EQUIP.)
EG. SOLAR FRAME /
ANTENNA SPIGOT ETC.

BOLT ON 48.3 OD
STREET LIGHTING
END SPIGOT

1 & 1/2" NPT INTERNAL /
FEMALE THREADED
COUPLING(SUIT DOME
CAMERA)

80NB / 88.9OD X
150MM LOWER SPIGOT

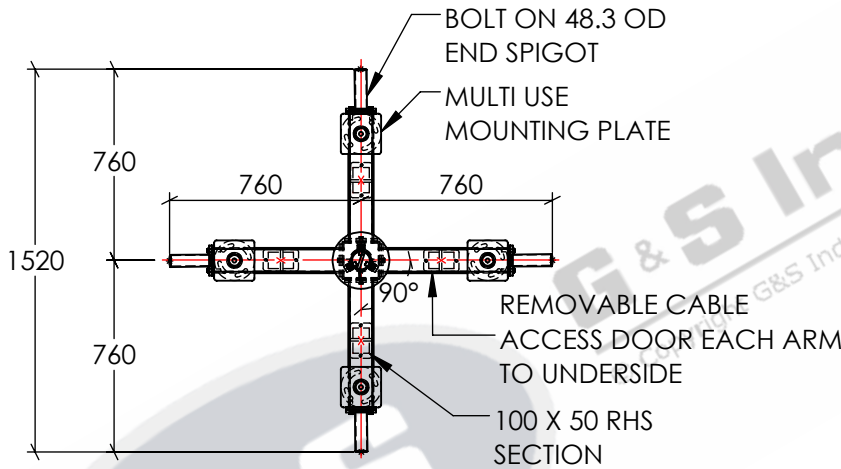


SIDE ELEVATION

SCALE 1:15

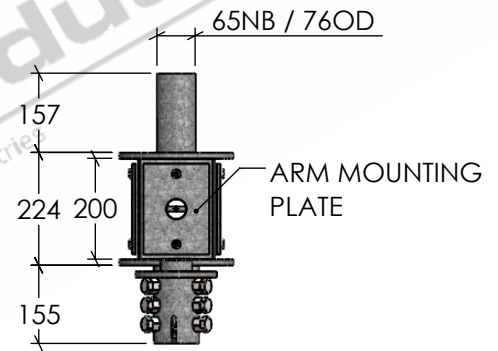
E

E



TOP ELEVATION

SCALE 1:15

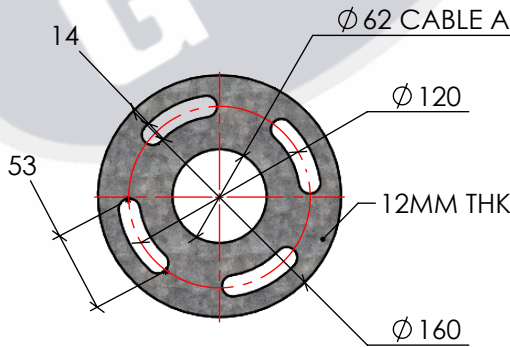


ADAPTOR DETAIL

SCALE 1:15

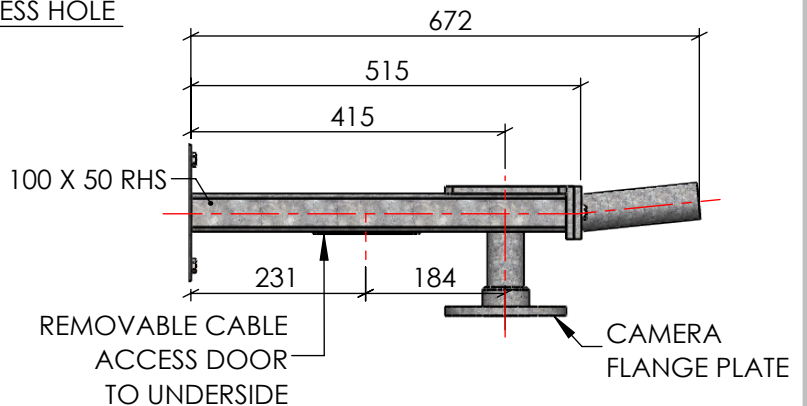
C

C



CAMERA FLANGE PLATE DETAIL

SCALE 1:10



CAMERA ARM DETAIL

SCALE 1:10

B

B

STANDARDS

ALL PRODUCTS TO CONFORM TO THE FOLLOWING AUSTRALIAN STANDARDS.

- * AS 1170.2 Structural design actions - Wind actions.
- * AS 1554(set) Structural steel welding set.
- * AS 2159: Piling - Design & Installation.
- * AS 2870: Residential slab footings - Construction.
- * AS 3600: Concrete structures
- * AS 3678: Structural steel - Hot rolled plates, floorplates and slabs.
- * AS 4680: Hot dip galvanized (Zinc) Coatings on fabricated ferrous articles.
- * AS/NZS 4671: Steel reinforcing materials.
- * AS/NZS 4600: Cold formed steel structures.

**NOTE: NOT SUITABLE FOR
ANY MID HINGED POLE.**

A

A



G & S Industries

97 GUTHRIE STREET,
OSBORNE PARK W.A. 6017
PH : +6108 9446 8044
EMAIL: sales@gsindustries.com.au
WEB: www.gsindustries.com.au

PROPRIETARY AND CONFIDENTIAL	
THE INFORMATION CONTAINED IN THIS DRAWING IS THE SOLE PROPERTY OF G&S INDUSTRIES. ANY REPRODUCTION IN PART OR AS A WHOLE WITHOUT THE WRITTEN PERMISSION OF G&S INDUSTRIES IS PROHIBITED.	
SCALE: AS SHOWN	PRODUCT WEIGHT: 68kg
PRODUCT FINISH: HOT DIPPED GALVANIZED	
CUSTOMER APPROVAL:	
CUSTOMER NAME / PROJECT:	

	NAME	DATE	PART NUMBER : CM012
DRAWN	N. A.	18.04.2023	
CHECKED	S. G.	18.04.2023	
APPROVED	R. G.	18.04.2023	
COPYRIGHT			TITLE : MULTI PURPOSE ADAPTOR CAMERA / LIGHTS / COMMUNICATIONS
THIS DOCUMENT IS PRODUCED BY G&S INDUSTRIES MUST NOT BE COPIED, TRACED, REPRODUCED, OR LENT WITHOUT WRITTEN CONSENT			
SIZE A4	DWG. NO. ZLRG2767A	REV. 1	

SHEET 1 OF 1

4

3

2

1